



Network

- MENDELU
- Odbor informačních
- technologií
-

Connect to VPN MENDELU

Tutorial for macOS
Ventura

tech.mendelu.cz/en/



HPE Virtual intranet



hpe virtual intranet

Udjevování

Arcade

Tvorba

Práce

Hry

Vývoj

Kategorie

Aktualizace

Výsledky pro „Virtual intranet“


Aplikace pro Mac

Aplikace pro iPhone a iPad



HPE Virtual Intranet (VIA)

Obchod



First, download the **HPE Virtual Intranet (VIA)** application.

Click here to download.




HPE Virtual intranet

- Objevování
- Arcade
- Tvorba
- Práce
- Hry
- Vývoj
- Kategorie
- Aktualizace

Výsledky pro „Virtual intranet“

Aplikace pro Mac Aplikace pro iPhone a iPad

Filtry

 HPE Virtual Intranet (VIA)
Obchod

OTEVŘÍT



Then open the application by clicking here.



Virtual Intranet Access



To download the VPN profile, click here.



Virtual Intranet Access

Download VPN Profile

Sign in to download your VPN profile

via.mendelu.cz

Download

Cancel

1. Here you enter the URL: **via.mendelu.cz**

2. Then click here to continue.



Virtual Intranet Access



Connecting to: **via.mer**

Please provide credential

xlogin

.....|

Download

Cancel

1. Fill in the UIS login and password.

2. Then click on "Download".

Virtual Intranet Access



VPN DISCONNECTED
CLICK TO CONNECT

via.mendelu.cz

Click here to
connect.



TRUSTED
NETWORK



.M



**„Virtual Intranet Access“ chce
přidat konfigurace VPN**

Je možné, že veškerá síťová aktivita zařízení
Mac je při použití VPN filtrována.

Povolit

Nepovolovat

After
downloading
the profile, you
must **allow**
adding it to the
system.



Virtual Intranet Access



You are
successfully
connected.

.M

VPN CONNECTED
CLICK TO DISCONNECT

via.mendelu.cz
9s



TRUSTED
NETWORK

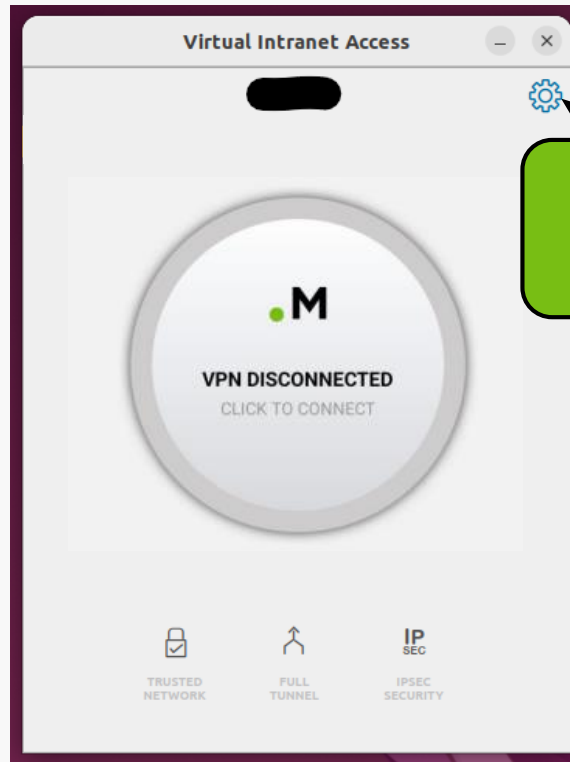


FULL
TUNNEL

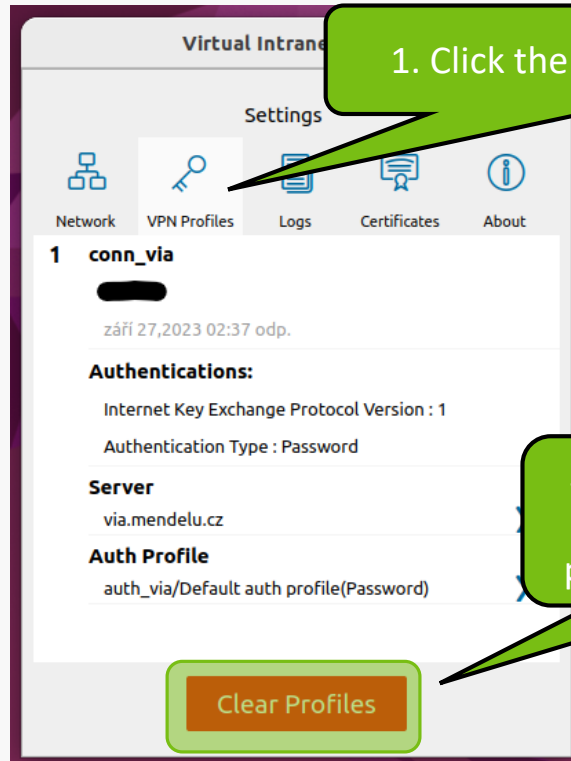


IPSEC
SECURITY

VPN troubleshooting



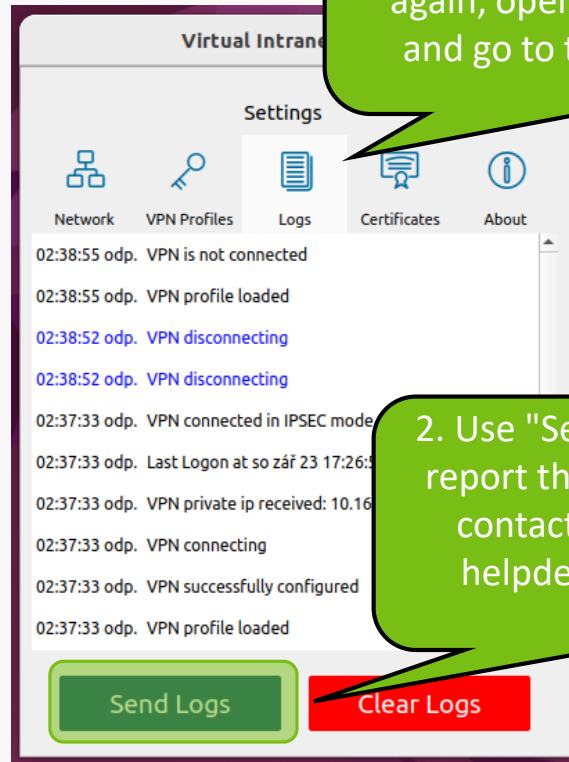
Click on Settings.



1. Click the VPN profile menu.

2. Delete the profile and repeat the process from slide 4.

1. If, after downloading the profile again, the connection fails again, open the settings again and go to the third **Logs** tab.



2. Use "Send Logs" to send a report through email. Then contact support staff at helpdesk@mendelu.cz



Network

- MENDELU
- Odbor informačních
- technologií
-

Instructions prepared by

Department of Information Technology

OIT MENDELU

tech.mendelu.cz/en/